




Variable Speed Drive



The JCE range of explosion proof variable speed drives is intended for use in areas made potentially hazardous by the presence of flammable liquids, gases, vapours and dusts (Zones 1, 2, 21 and 22). Certified for Groups IIA, IIB, IIIA, IIIB and IIIC locations.

The JCE range of Ex d variable speed drives employ the latest technology to offer all the advantages of electronic motor control including:

- Simple operation, powerful features and easy to use
- Fast setup, factory default settings ok for most applications
- Motor current and RPM indication through a viewing window on the enclosure lid, available on request

Range: 380-480V, 0.75—12 KW
Other sizes available upon request


Materials and Finish

- Body & Cover** - Aluminium alloy ENAC-42000 (LM25) to BS EN 1706:1998 with less than 0.2% copper content.
- Cover Bolts** - Stainless steel (304)
- Mounting Plate** - Mild steel zinc plated (passivated) Aluminium (EJB60)
- Finish** - Natural. A corrosion resistant finish is also available, see options.
- Earthing** - All enclosures are supplied with a 6mm stainless steel (304) internal and external earth stud as standard. Larger internal earths can be fitted on request.
- Gasket** - Silicone AD16

Certification:

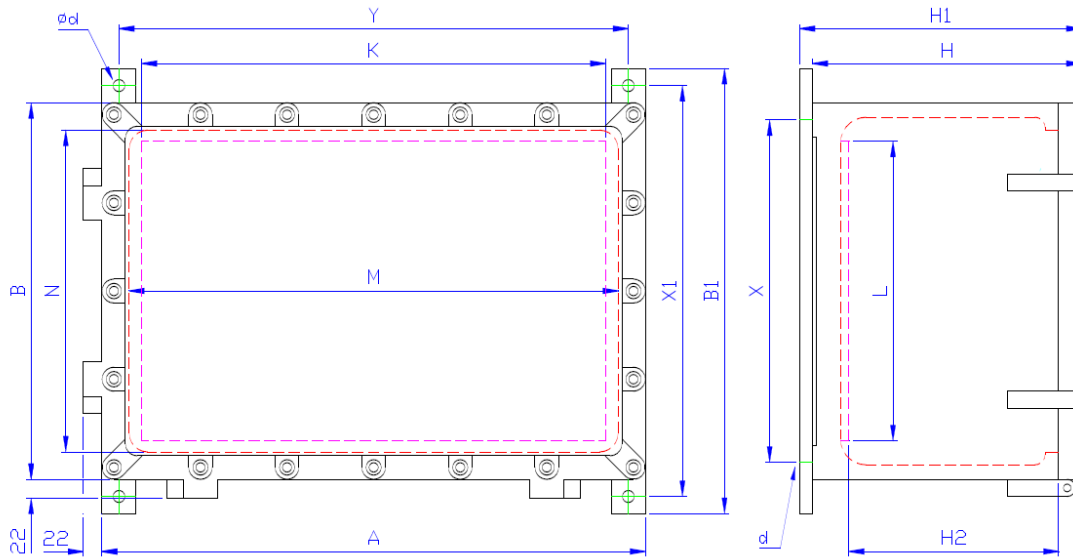


Ratings and Approvals

- Categories** -  II 2 (1) G
II 2 (1) D
- Codes** - Ex d IIB+H₂ T5...T6 Gb
Ex tb IIIC T100...85°C Db
AEx db IIB+H₂ T5...T6 Gb
- Protection Grade** - IP66
- Certificate Nos** - TRAC12ATEX0020X
IECEX TRC 12.0008X
RU C-GB.M IO 62.B.03985
- Temperature** - -20°C to +60°C



Dimensions



ENCLOSURE	OVERALL DIMENSIONS						MOUNTING DETAILS					MOUNTING PLATE		ENCL. OPENING		WT (KG)
Cat. No	A	B	B1	H	H1	H2	X	X1	Y	d	Ød	K	L	M	N	
VSD1 0.37 - 3 kW	430	330	410	274	289	207	290	370	390	M12	14	345	255	360	260	33
VSD2 4 - 5.5 kW	640	440	520	317	332	215	400	480	600	M12	14	565	350	576	376	64
VSD3 7.5 - 12 kW	670	580	620	333	346	252	475	580	565	M12	14	535	445	565	477	96

System Options

As with all of our enclosure systems different options are always available but may affect the enclosure size. With our variable speed drive range the following items can be added:

- Emergency stops
- Pilot lights to indicate status
- Intrinsically safe barriers for field mounted equipment
- Thermistor relays
- Potentiometers
- Push-buttons
- Display windows

Entries and Thread Standards

- Each side of an enclosure will accommodate a varying number of tapped entries.
- Please provide a sketch indicating the enclosure required, showing the size and location of each entry.
- Standard thread forms available are ISO Metric M20-M90 or 1/2" - 3" NPT.



JCE (Europe) Ltd, East Way, Lee Mill Industrial Estate, Ivybridge, PL21 9LL
Tel: +44 (0) 1752 690530
E-Mail: info@jcegroup.com

JCE Group (UK) Ltd, Blackburn Business Park, Aberdeen, AB21 0PS
Tel: +44 (0) 1224 798600
E-Mail: info@jcegroup.com

- Details of certification and conformity can be provided on request.
- All products sold subject to our terms and conditions of business.
- Health and Safety at Work Act 1974. In the UK all equipment must be installed and disposed of (as required) within the legislative requirements of the Health & Safety at Work Act 1974.
- We reserve the right to make alterations to the technical data dimensions, weights, designs and product available without notice.
- The illustrations should not be considered legally binding.